



2 Patch Panels

	Page
2.1 Category 6A Panels	
Deca¹⁰ Category 6A	
1U 24 Port Panel	70
1U 24 Port Sliding Panel	71
2.2 Category 6 Panels	
GigaBand Category 6	
2U 48 Port Panel	72
1U 24 Port Panel	73
Global Category 6	
2U 48 Port Panel	74
1U 24 Port Panel	75
EcoBand Category 6	
1U 48 Port Panel	76
1U 24 Port Right Angled Panel	77
EcoBand Shielded Category 6	
1U 24 Port Panel	78
Universal 110 Category 6	
2U 48 Port Panel	79
1U 24 Port Panel	80
1U 48 Port Panel	81
Vertical 12 Port Panel	82

	Page
2.3 Category 5e Panels	
Alpha Snap Category 5e	
2U 48 Port Panel	83
1U 24 Port Panel	84
1U 24 Port Jack to Jack Panel	85
Global Category 5e	
2U 48 Port Panel	88
1U 24 Port Panel	89
MegaBand Category 5e	
2U 48 Port Panel	88
1U 24 Port Panel	89
EcoBand Shielded Category 5e	
1U 48 Port Panel	90
EcoBand Category 5e	
1U 48 Port Panel	91
1U 24 Port Panel	92
Universal 110 Category 5e	
2U 48 Port Panel	93
1U 24 Port Panel	94
1U 48 Port Panel	95
Vertical 12 Port Panel	96
2.4 Category 3 Voice	
50 Port Panel	97
25 Port Panel	98



Deca¹⁰ Category 6A 1U 24 Port Panel

Features and Benefits

- 24 Category 6A ports in 1U
- Exceeds Category 6A performance standards
- Dual labelling fields
- Uncompromised support for 10G
- 360° shielding eliminates alien crosstalk
- Available as either sliding or fixed panels

6A



Deca¹⁰ Category 6A 24 port Panel

Product Description

The Deca¹⁰ Keystone Patch Panel is designed to accommodate the Deca¹⁰ Keystone Jack ensuring that the shielded system is maintained. The panel features a choice of ground stud positions on the integral grounding bar and includes rear cable management.

The patch panel accepts 24 separate Category 6A Keystone Jacks in 1U of space offering 24 RJ45 ports.

Technical Data Table

Article-No.	Type	Performance Category	Height (H)	Width (W)	Depth (D)	Port count
853-55000	PP24G6A-PA1URS-FD.XX	Category 6A (Class EA)	44.0	483.0	85.0	24

All dimensions in mm. Subject to technical changes.

Technical Description

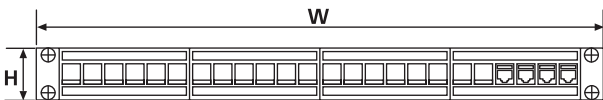
The Deca¹⁰ copper solution is designed using U-FTP Category 6A cable which provides 360° shielding and eliminates alien crosstalk.

The Deca¹⁰ Category 6A Panel accommodates 24 Category 6A Keystone Jacks 1U.

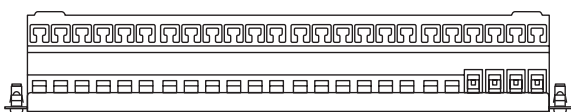
The integral earthing plate grounds each Keystone Jack helping to guarantee 10G performance by giving continuity of the 360° shielding.

Tested to exceed ISO/EIA 11801:2002 and ANSI/TIA/EIA 568 - C.2 standards, the Deca¹⁰ Category 6A Panel offers backward compatibility with Category 6, Category 5e, Category 5 and voice products.

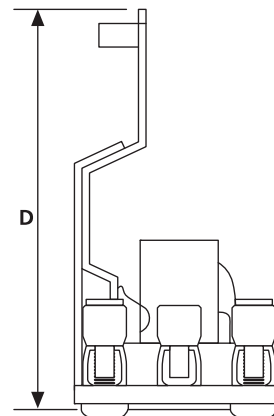
Technical Drawings



Front view of 1U 24 port Deca¹⁰ Category 6A Panel



Top view of 1U 24 port Deca¹⁰ Category 6A Panel



Side view of 1U 24 port Deca¹⁰ Category 6A Panel



Deca¹⁰ Category 6A 24 Port Sliding Panel

Features and Benefits

- 24 Category 6A ports in 1U
- Exceeds Category 6A performance standards
- Sliding panel allows front access to terminated keystones
- Dual labelling fields
- Uncompromised support for 10G
- 360° shielding eliminates alien crosstalk



Deca¹⁰ Sliding Panel allows access to terminations from the front of the panel

Product Description

The Deca¹⁰ Keystone Patch Panel is designed to accommodate the Deca¹⁰ Keystone Jack ensuring that the shielded system is maintained. The panel features a choice of ground stud positions on the integral grounding bar and includes rear cable management.

The slide out design allows access to the terminations from the front of the panel.

The patch panel accepts 24 separate Category 6A Keystone Jacks in 1U of space offering 24 RJ45 ports.

Technical Data Table

Article-No.	Type	Performance Category	Height (H)	Width (W)	Depth (D)	Port count
853-55001	PP24G6A-PA1URS-SL.XX	Category 6A (Class EA)	44.0	483.0	192.0	24

All dimensions in mm. Subject to technical changes.

Technical Description

The Deca¹⁰ copper solution is designed using U-FTP Category 6A cable which provides 360° shielding and eliminates alien crosstalk.

The Deca¹⁰ Category 6A Panel accommodates 24 Category 6A Keystone Jacks 1U.

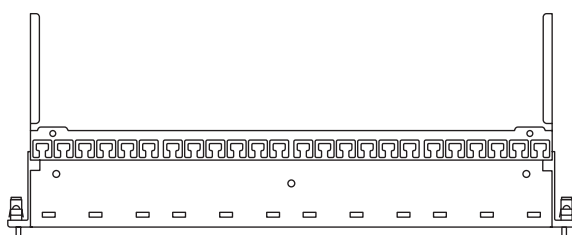
The integral earthing plate grounds each Keystone Jack helping to guarantee 10G performance by giving continuity of the 360° shielding.

Tested to exceed ISO/EIA 11801:2002 and ANSI/TIA/EIA 568 - C.2 standards, the Deca¹⁰ Category 6A Panel offers backward compatibility with Category 6, Category 5e, Category 5 and voice products.

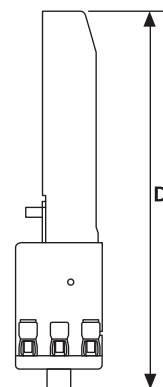
Technical Drawings



Front view of Deca¹⁰ Category 6A Sliding Panel



Top view of Deca¹⁰ Category 6A Sliding Panel



Side view of Deca¹⁰ Category 6A Sliding Panel



GigaBand Category 6 2U 48 Port Panel

Features and Benefits

- Exceeds Category 6 performance standards
- All modules are individually removable and replaceable
- Supplied with Rack Snap mounting fixings
- Includes aluminium rear cable management as standard
- Patented slide label system and software available
- 568A or 568B wiring options
- Backward compatible with Category 5e, Category 5 and Voice

6



High Density Category 6 GigaBand Patch Panel presenting 48 ports in 2U

Product Description

GigaBand is the premium Category 6 range from HellermannTyton. Designed to offer exceptional Category 6 performance and to meet the exacting standards of mission critical installations. The patch panel comprises individual modular PCB's giving ultimate flexibility in the case of port damage or failure.

The GigaBand Panel incorporates HellermannTyton's patented sliding label system enabling clear and effective port identification.

The GigaBand Panel is available in 1U 24 port and 2U 48 port versions and is supplied with HellermannTyton's unique aluminium snap-on rear cable manager and Rack Snap mounting fixings as standard.

Technical Data Table

Article-No.	Type	Performance Category	Height (H)	Width (W)	Depth (D)	Port count
853-40107	2/4808IDCNGBHDCM/BK	Category 6 (Class E)	88.0	483.0	134.0	48

All dimensions in mm. Subject to technical changes.

Technical Description

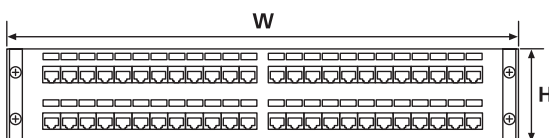
GigaBand Category 6 Patch Panels are available in 1U 24 port and 2U 48 ports configurations.

Each of the individual PCB modules are mounted in the unique Alpha Snap plastic moulding which is attached to the front of the panel.

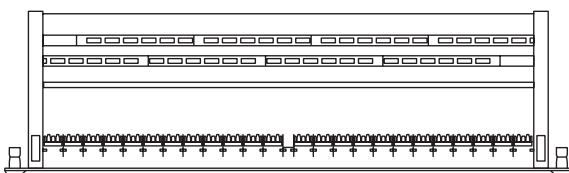
Each PCB module is equipped with a cable retention bar and the end modules of each horizontal row are colour coded and numbered for error free termination.

The Alpha Label software package, available for download at www.htdata.co.uk enables straightforward port labelling.

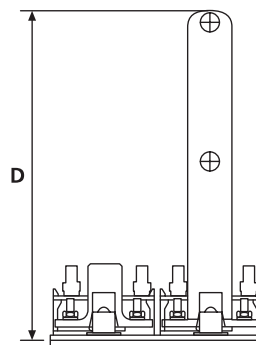
Technical Drawings



Front view of Category 6 2U 48 port GigaBand Panel



Top view of Category 6 2U 48 port GigaBand Panel



Side view of Category 6 2U 48 port GigaBand Panel



GigaBand Category 6 1U 24 Port Panel

Features and Benefits

- Exceeds Category 6 performance standards
- All modules are individually removable and replaceable
- Supplied with Rack Snap mounting fixings
- Includes aluminium rear cable management as standard
- Patented slide label system and software available
- 568A or 568B wiring options
- Backward compatible with Category 5e, Category 5 and Voice

6



Category 6 1U 24 port GigaBand Panel

Product Description

GigaBand is the premium Category 6 range from HellermannTyton. Designed to offer exceptional Category 6 performance and to meet the exacting standards of mission critical installations. The patch panel comprises individual modular PCB's giving ultimate flexibility in the case of port damage or failure.

The GigaBand Panel incorporates HellermannTyton's patented sliding label system enabling clear and effective port identification.

The GigaBand Panel is available in 1U 24 port and 2U 48 port versions and is supplied with HellermannTyton's unique aluminium snap-on rear cable manager and Rack Snap mounting fixings as standard.

Technical Data Table

Article-No.	Type	Performance Category	Height (H)	Width (W)	Depth (D)	Port count
853-40075	1/2408IDCNGBHDCM/BK	Category 6 (Class E)	44.0	483.0	136.0	24

All dimensions in mm. Subject to technical changes.

Technical Description

GigaBand Category 6 Patch Panels are available in 1U 24 port and 2U 48 ports configurations.

Each of the individual PCB modules are mounted in the unique Alpha Snap plastic moulding which is attached to the front panel.

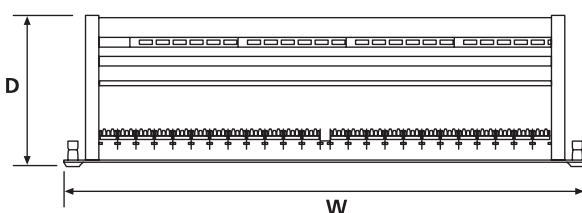
Each PCB module is equipped with a cable retention bar and the end modules of each horizontal row are colour coded and numbered for error free termination.

The Alpha Label software package, available for download at www.htdata.co.uk enables straightforward port labelling.

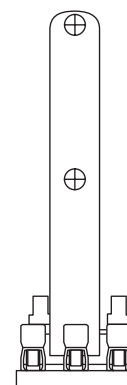
Technical Drawings



Front view of Category 6 GigaBand Panel



Top view of Category 6 GigaBand Panel



Side view of Category 6 GigaBand Panel



Global Category 6 2U 48 Port Panel

Features and Benefits

- Exceeds Category 6 performance standards
- Optional rear cable management
- 568A or 568B wiring options
- Double labelling fields and software available
- Magnifying covers over labelling fields
- 4 port RJ45 modules
- Supplied with Rack Snap mounting fixings
- Backward compatible to Category 5e, Category 5 and voice

6



2U 48 port Global Panel exceeds Category 6 performance standards

Product Description

The Global Category 6 range of patch panels offer exceptional performance and is available in 1U 24 port and 2U 48 port versions.

Each panel is constructed of 12 modular units, each offering 4 RJ45 ports. The panel can be supplied partially loaded to meet the exact requirements of the application, giving a cost effective solution.

The Global Panel is supplied with Rack Snaps mounting fixings and a rear cable manager is also available. The Global Panel offers 2 labelling fields as standard with a magnifying lens for clear identification.

Technical Data Table

Article-No.	Type	Performance Category	Height (H)	Width (W)	Depth (D)	Port count
853-45009	2/4808IDC G6/BK	Category 6 (Class E)	88.0	483.0	31.0	48

All dimensions in mm. Subject to technical changes.

Technical Description

Available in standard 1U 24 ports or 2U 48 ports, the Global Panel range offers quality, performance and value.

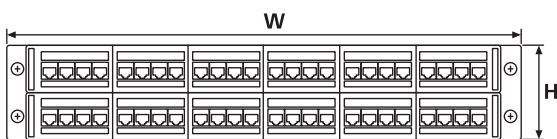
Tested to exceed all ISO/IEC 11801 and ANSI/TIA/EIA 568-C.2 Category 6 performance standards, the Global Patch Panel offers backward compatibility with Category 5e, Category 5 and voice products.

The jack presentation is a 4 port modular PCB assembly which can be removed and replaced if required.

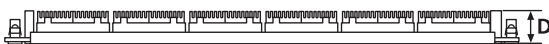
The Global Panel is supplied with a comprehensive colour and numbering label on the rear modules to ensure error free terminations.

The Alpha Label software package, available for download at www.htdata.co.uk enables straightforward port labelling.

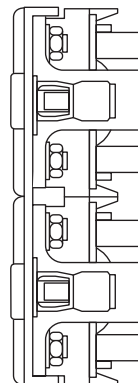
Technical Drawings



Front view of Category 6 2U 48 port Global Panel



Top view of Category 6 2U 48 port Global Panel



Side view of Category 6 2U 48 port Global Panel



Global Category 6 1U 24 Port Panel

Features and Benefits

- Exceeds Category 6 performance standards
- Optional rear cable management
- 568A or 568B wiring options
- Double labelling fields and software available
- Magnifying covers over labelling fields
- 4 port RJ45 modules
- Supplied with Rack Snap mounting fixings
- Backward compatible to Category 5e, Category 5 and voice

6



1U 24 port Category 6 Global Panel

Product Description

The Global Category 6 range of patch panels offer exceptional performance and is available in 1U 24 port and 2U 48 port versions.

Each panel is constructed of 6 modular units, each offering 4 RJ45 ports. The panel can be supplied partially loaded to meet the exact requirements of the application, giving a cost effective solution.

The Global Panel is supplied with Rack Snaps mounting fixings and a rear cable manager is also available. The Global Panel offers 2 labelling fields as standard with a magnifying lens for clear identification.

Technical Data Table

Article-No.	Type	Performance Category	Height (H)	Width (W)	Depth (D)	Port count
853-45004	1/2408IDC G6/BK	Category 6 (Class E)	44.0	483.0	31.0	24

All dimensions in mm. Subject to technical changes.

Technical Description

Available in standard 1U 24 ports or 2U 48 ports, the Global Panel range offers quality, performance and value.

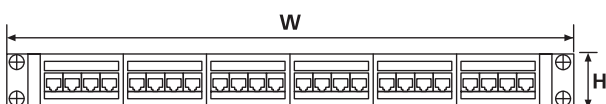
Tested to exceed all ISO/IEC 11801 and ANSI/TIA/EIA 568-C.2 Category 6 performance standards, the Global Patch Panel offers backward compatibility with Category 5e, Category 5 and voice products.

The jack presentation is a 4 port modular PCB assembly which can be removed and replaced if required.

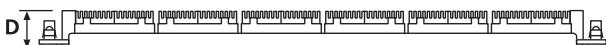
The Global Panel is supplied with a comprehensive colour and numbering label on the rear modules to ensure error free terminations.

The Alpha Label software package, available for download at www.htdata.co.uk enables straightforward port labelling.

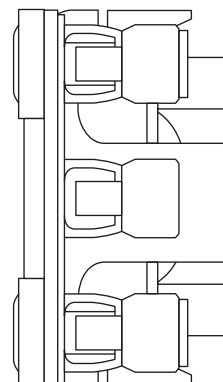
Technical Drawings



Front view of Category 6 Global Panel



Top view of Category 6 Global Panel



Side view of Category 6 Global Panel




EcoBand Category 6

1U 48 Port Panel

Features and Benefits

- Exceeds Category 6 performance standards
- High density panel - 48 ports in 1U
- Vertical IDC punchdown for easy termination
- Supplied with Rack Snap mounting fixings
- Integral rear cable management
- Lower layer numbered 1-24, Top layer numbered 25-48
- Backward compatible to Category 5e, Category 5 and voice

6



Category 6 High Density 1U 48 port EcoBand Panel

Product Description

The Category 6 EcoBand HD Panel enables high density patching presenting 48 ports in 1U and therefore saving rack space. The panel offers exceptional Category 6 performance.

The panel had been designed to support high density installations, where space is limited or is valued at a premium such as data centres and server farms.

The panel's design allows the upper row of 24 ports to be easily removed allowing access to the lower row of ports. Each row offers rear cable management providing support and protection for the cables. The vertical IDC punchdown ensures ease of installation.

Technical Data Table

Article-No.	Type	Performance Category	Heigh (H)	Width (W)	Depth (D)	Port count
853-35094	1/4808IDC C6/BK	Category 6 (Class E)	44.0	483.0	91.0	48

All dimensions in mm. Subject to technical changes.

Technical Description

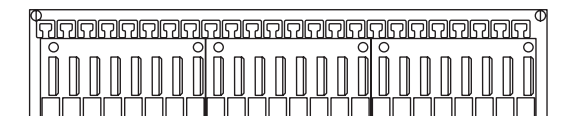
The Category 6 EcoBand HD Panel presents 48 RJ45 ports in 1U of space. The ports are configured on 2 separate trays, with 24 ports on each tray. Each tray provides cable management using a standard cable tie. Individual ports are screen printed for easy identification.

Tested to exceed all ISO/IEC 11801 and ANSI/TIA/EIA 568-C.2 Category 6 performance standards, the EcoBand Patch Panel offers backward compatibility with Category 5e, Category 5 and voice products.

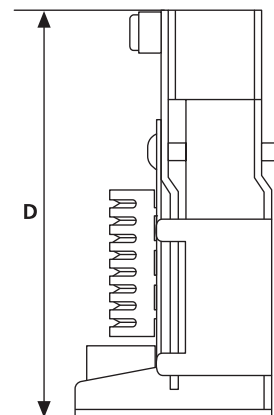
Technical Drawings



Front view of Category 6 1U 48 port EcoBand Panel



Top view of Category 6 1U 48 port EcoBand Panel



Side view of Category 6 1U 48 port EcoBand Panel



EcoBand Category 6 1U 24 Port Right Angled Panel

Features and Benefits

- Vertical IDC punch down for easy installation
- Integral rear cable management
- Exceeds Category 6 performance standards
- Range of cable the fixing positions (cable ties included)
- Slide in label mask supplied as standard
- Includes Rack Snap mounting fixings
- Backward compatible to Category 5e, Category 5 and voice

6



EcoBand 24 port Category 6 Right Angled Panel for easy installation

Product Description

The Category 6 EcoBand Panel presents 24 Category 6 RJ45 ports in 1U of space with vertical IDC punch down for ease of termination. The robust body of the panel provides integrated rear cable management with a range of cable fixing locations.

Each individual port is screen printed for easy identification with space for end user labelling with optional slide label mask.

Each panel is supplied with Rack Snap mounting fixings as standard.

Technical Data Table

Article-No.	Type	Performance Category	Height (H)	Width (W)	Depth (D)	Port count
853-50021	HT2408PB-UC6-M/BK	Category 6 (Class E)	44.0	483.0	132.0	24

All dimensions in mm. Subject to technical changes.

Technical Description

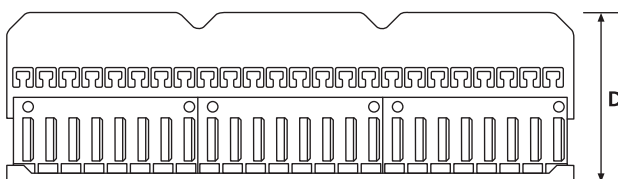
The Category 6 EcoBand Panel presents 24 Category 6 RJ45 ports in 1U of space and comes with integral rear cable management. Each individual port is screen printed for easy identification.

Tested to exceed all ISO/IEC 11801 and ANSI/TIA/EIA 568-C.2 Category 6 performance standards, the EcoBand Patch Panel offers backward compatibility with Category 5e, Category 5 and voice products.

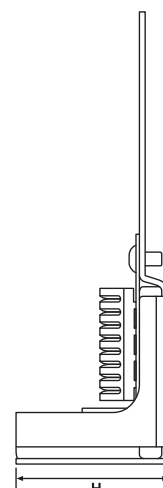
Technical Drawings



Front view of Category 6 Right Angled EcoBand Panel



Top view of Category 6 Right Angled EcoBand Panel



Side view of Category 6 Right Angled EcoBand Panel



EcoBand Shielded Category 6

1U 24 Port Panel

Features and Benefits

- Backward compatible to Category 5e, Category 5 and voice
- Fully shielded for optimum Category 6 performance
- Write on labelling system
- Built in rear management
- Screen printed numbering system
- Pre-assembled with rack snaps for easy installation

6



Shielded Category 6 EcoBand Panel

Product Description

The shielded Category 6 EcoBand Panel presents 24 Category 6 RJ45 ports in 1U of space with vertical IDC punch down for ease of termination. The robust body of the panel provides integrated rear cable management with a range of cable fixing locations.

Each individual port is screen printed for easy identification with space for end user labelling with the option of a slide label mask.

Each panel comes supplied with Rack Snap mounting fixings as standard.

Technical Data Table

Article-No.	Type	Performance Category	Height (H)	Width (W)	Depth (D)	Port count
853-35104	NGM2408IDC-S6/BK	Category 6 (Class E)	44.0	483.0	148.0	24

All dimensions in mm. Subject to technical changes.

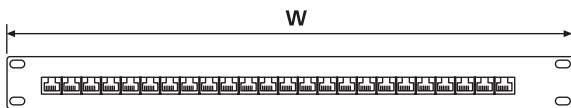
Technical Description

The Category 6 EcoBand Panel presents 24 Category 6 RJ45 ports in 1U of space with integral rear cable management. Each individual port is screen printed for easy identification.

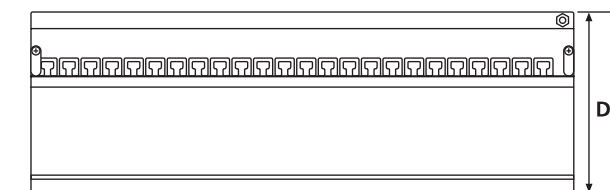
The shielded EcoBand Panel is supplied with a metallic lid to maintain the shielding throughout the system.

Tested to exceed all ISO/IEC 11801 and ANSI/TIA/EIA 568-C.2 Category 6 performance standards, the EcoBand Patch Panel offers backward compatibility with Category 5e, Category 5 and voice products.

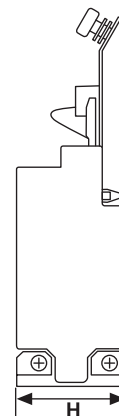
Technical Drawings



Front view of Shielded Category 6 EcoBand Panel



Top view of Shielded Category 6 EcoBand Panel



Side view of Shielded Category 6 EcoBand Panel




Universal 110 Category 6 2U 48 Port Panel

Features and Benefits

- Exceeds Category 6 performance standards
- Configured for T568A and T568B wiring
- 110 punch-down IDC
- Write-on labels provided for easy identification
- Optional rear cable manager available
- Backward compatible to Category 5e and Category 5

6



Universal 110 2U 48 port Category 6 Panel

Product Description

The Universal 110 Category 6 range of patch panels offer exceptional performance and is available in 1U 24 port and 2U 48 port versions.

Each panel is constructed of 8 modular units, each offering 6 RJ45 ports allowing for any of the 6 port modules to be replaced if damaged at any stage during installation.

The Universal Panel is supplied with Rack Snaps mounting fixings and a rear cable manager is also available. The Universal Panel offers write-on labelling fields for easy port identification.

Technical Data Table

Article-No.	Type	Performance Category	Height (H)	Width (W)	Depth (D)	Port count
853-50003	PP110C648	Category 6 (Class E)	88.0	483.0	29.0	48

All dimensions in mm. Subject to technical changes.

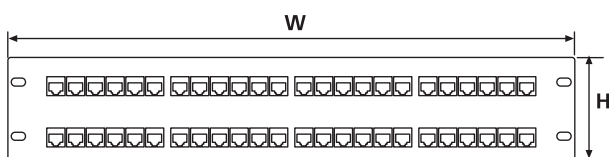
Technical Description

Available in standard 1U 24 ports or 2U 48 ports, the Universal Panel range offers quality, performance and value.

Tested to exceed all ISO/IEC 11801 and ANSI/TIA/EIA 568-C.2 Category 6 performance standards, the Universal Patch Panel offers backward compatibility with Category 5e, Category 5 and voice products.

The Universal Panel is supplied with a clear plastic channel which protects the PCB and allows easy viewing of wiring label. The Universal Panels are manufactured with 110 punch-down IDC blocks.

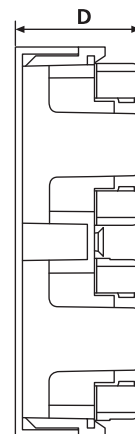
Technical Drawings



Front view of Universal 110 1U 24 port Category 6 Panel



Top view of Universal 110 1U 24 port Category 6 Panel



Side view of Universal 110 1U 24 port Category 6 Panel



Universal 110 Category 6 1U 24 Port Panel

Features and Benefits

- Exceeds Category 6 performance standards
- Configured for T568A and T568B wiring
- 110 punch-down IDC
- Write-on labels provided for easy identification
- Optional rear cable manager available
- Backward compatible to Category 5e and Category 5

6



Universal 110 1U 24 port Category 6 Panel

Product Description

The Universal 110 Category 6 range of patch panels offer exceptional performance and is available in 1U 24 port and 2U 48 port versions.

Each panel is constructed of 4 modular units, each offering 6 RJ45 ports allowing for any of the 6 port modules to be replaced if damaged at any stage during installation.

The Universal Panel is supplied with Rack Snaps mounting fixings and a rear cable manager is also available. The Universal Panel offers write-on labelling fields for easy port identification.

Technical Data Table

Article-No.	Type	Performance Category	Height (H)	Width (W)	Depth (D)	Port count
853-50002	PP110C624	Category 6 (Class E)	44.0	483.0	34.0	24

All dimensions in mm. Subject to technical changes.

Technical Description

Available in standard 1U 24 ports or 2U 48 ports, the Universal Panel range offers quality, performance and value.

Tested to exceed all ISO/IEC 11801 and ANSI/TIA/EIA 568-C.2 Category 6 performance standards, the Universal Patch Panel offers backward compatibility with Category 5e, Category 5 and voice products.

The Universal Panel is supplied with a clear plastic channel which protects the PCB and allows easy viewing of wiring label. The Universal Panels are manufactured with 110 punch-down IDC blocks.

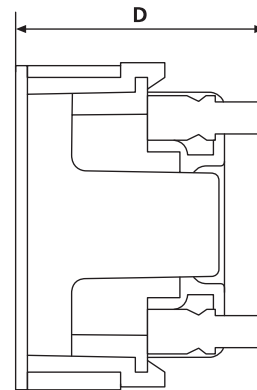
Technical Drawings



Front view of Universal 110 Category 6 Panel



Top view of Universal 110 Category 6 Panel



Side view of Universal 110 Category 6 Panel




Universal 110 Category 6 1U 48 Port Panel

Features and Benefits

- Exceeds Category 6 performance standards
- High density panel - 48 ports in 1U
- Vertical 110 IDC punchdown for easy termination
- Supplied with Rack Snap mounting fixings
- Integral rear cable management
- Lower layer numbered 1-24, Top layer numbered 25-48
- Backward compatible to Category 5e and Category 5

6



EcoBand Category 6 1U 48 port Panel

Product Description

The Universal 110 Category 6 EcoBand HD Panel enables high density patching presenting 48 ports in 1U and therefore saving rack space. The panels offers exceptional Category 6 performance.

The panel's design allows the upper row of 24 ports to be easily removed allowing access to the lower row of ports. Each row offers rear cable management providing support and protection for the cables. The vertical IDC punchdown ensures ease of installation.

The panel had been designed to support high density installations, where space is limited or is valued at a premium such as data centres and server farms.

Technical Data Table

Article-No.	Type	Performance Category	Height (H)	Width (W)	Depth (D)	Port count
853-50011	PP110C6481U	Category 6 (Class E)	44.0	483.0	91.0	48

All dimensions in mm. Subject to technical changes.

Technical Description

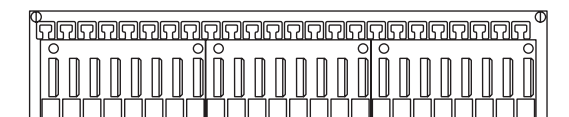
The Universal 110 EcoBand HD Panel presents 48 RJ45 ports in 1U of space. The ports are configured on 2 separate trays, with 24 ports on each tray. Each tray provides cable management using a standard cable tie. Individual ports are screen printed for easy identification.

Tested to exceed all ISO/IEC 11801 and ANSI/TIA/EIA 568-C.2 Category 6 performance standards, the EcoBand Patch Panel offers backward compatibility with Category 5e, Category 5 and voice products. The Universal Panels are manufactured with 110 punch-down IDC blocks.

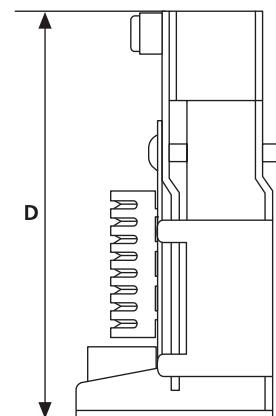
Technical Drawings



Front view of Category 6 48 port EcoBand Panel



Top view of Category 6 48 port EcoBand Panel



Side view of Category 6 48 port EcoBand Panel



Universal 110 Category 6 Vertical 12 Port Panel

Features and Benefits

- Exceeds Category 6 performance standards
- Stand alone wall mountable panel for quick installation
- 110 IDC punchdown for easy termination
- Configured for T568A and T568B wiring
- Fits into most EIA-310-D standard racks or cabinets with square holes
- Write-on labels provided for easy identification

6



Vertical Universal 110 Category 6 12 port Panel

Product Description

The Vertical Universal 110 Category 6 Patch Panel offers exceptional performance in a 12 port vertical presentation.

Each panel is constructed of 2 modular units, each offering 6 RJ45 ports allowing for any of the 6 port modules to be replaced if damaged at any stage during installation.

The Universal Vertical Panel is wall mountable for quick and easy installation. The Universal Panel offers write-on labelling fields for easy port identification.

Technical Data Table

Article-No.	Type	Performance Category	Height (H)	Width (W)	Depth (D)	Port count
853-50001	PP110C612V	Category 6 (Class E)	85.0	255.0	47.0	12

All dimensions in mm. Subject to technical changes.

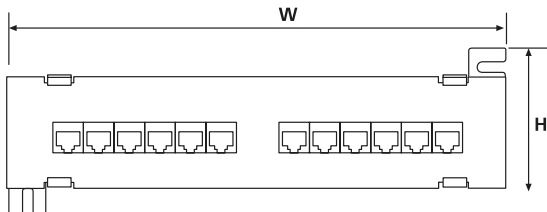
Technical Description

With panels also available in standard 1U 24 ports or 2U 48 ports, the Universal Panel range offers quality, performance and value.

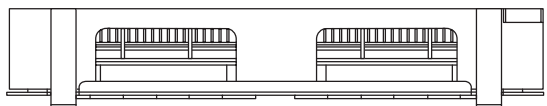
Tested to exceed all ISO/IEC 11801 and ANSI/TIA/EIA 568-C.2 Category 6 performance standards, the Universal Patch Panel offers backward compatibility with Category 5e, Category 5 and voice products.

The Universal Panel is supplied with a clear plastic channel which protects the PCB and allows easy viewing of wiring label. The Universal Panels are manufactured with 110 punch-down IDC blocks.

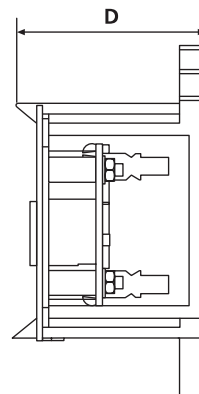
Technical Drawings



Front view of Vertical Universal 110 Category 6 Panel



Side view of Vertical Universal 110 Category 6 Panel



Top view of Vertical Universal 110 Category 6 Panel



Alpha Snap Category 5e 2U 48 Port Panel

Features and Benefits

- Exceeds Category 5e performance standards
- All modules are individually removable and replaceable
- 568A or 568B wiring options
- Supplied with Rack Snap mounting fixings
- Includes aluminium rear cable management as standard
- Patented slide label system and software available
- Backward compatible to Category 5 and voice



Alpha Snap Panel offers 48 Category 5e ports in 2U of space

Product Description

Alpha Snap is the premium Category 5e product range from HellermannTyton. Designed to offer exceptional Category 5e performance and to meet the exacting standards of mission critical installations. The patch panel comprises individual modular PCB's giving ultimate flexibility in the case of port damage or failure.

The Alpha Snap Panel incorporates HellermannTyton's patented sliding label system, enabling clear and effective port identification.

The Alpha Snap Panel is available in 1U 24 port and 2U 48 port versions and is supplied with HellermannTyton's unique aluminium snap-on rear cable manager and Rack Snap mounting fixings as standard.

Technical Data Table

Article-No.	Type	Performance category	Height (H)	Width (W)	Depth (D)	Port count
853-25034	2/4808IDCHDC5ECM/BK	Category 5E (Class D)	88.0	483.0	136.0	48

All dimensions in mm. Subject to technical changes.

Technical Description

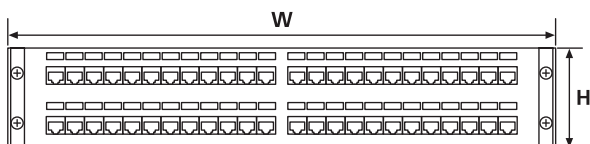
Alpha Snap Category 5e Patch Panels are available in 1U 24 port and 2U 48 port configurations.

Each of the individual PCB modules are mounted in the unique Alpha Snap plastic moulding which is attached to the front panel.

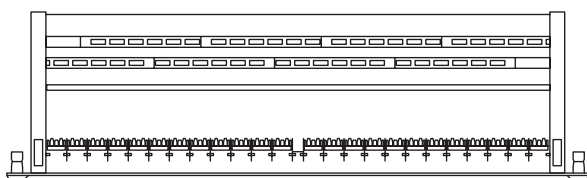
Each PCB module is equipped with a cable retention bar and the end modules of each horizontal row are colour coded and numbered for error free termination.

The Alpha Label software package, available for download at www.htdata.co.uk enables straightforward port labelling.

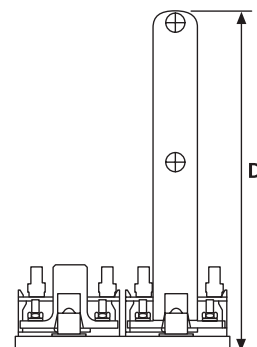
Technical Drawings



Front View of Alpha Snap Category 5e 48 port Panel



Top View of Alpha Snap Category 5e 48 port Panel



Side View of Alpha Snap Category 5e 48 port Panel



Alpha Snap Category 5e 1U 24 Port Panel

Features and Benefits

- Exceeds Category 5e performance standards
- All modules are individually removable and replaceable
- 568A or 568B wiring options
- Supplied with Rack Snap mounting fixings
- Includes aluminium rear cable management as standard
- Patented slide label system and software available
- Backward compatible to Category 5 and voice



AlphaSnap 1U 24 port Category 5e Panel

Product Description

Alpha Snap is the premium Category 5e product range from HellermannTyton. Designed to offer exceptional Category 5e performance and to meet the exacting standards of mission critical installations. The patch panel comprises individual modular PCB's giving ultimate flexibility in the case of port damage or failure.

The Alpha Snap Panel incorporates HellermannTyton's patented sliding label system, enabling clear and effective port identification.

The Alpha Snap Panel is available in 1U 24 port and 2U 48 port versions and is supplied with HellermannTyton's unique aluminium snap-on rear cable manager and Rack Snap mounting fixings as standard.

Technical Data Table

Article-No.	Type	Performance Category	Height (H)	Width (W)	Depth (D)	Port count
853-30336	1/2408IDCHDC5ECM/BK	Category 5E (Class D)	44.0	483.0	136.0	24

All dimensions in mm. Subject to technical changes.

Technical Description

Alpha Snap Category 5e Patch Panels are available in 1U 24 port and 2U 48 port configurations.

Each of the individual PCB modules are mounted in the unique Alpha Snap plastic moulding which is attached to the front panel.

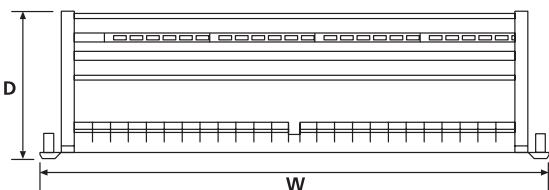
Each PCB module is equipped with a cable retention bar and the end modules of each horizontal row are colour coded and numbered for error free termination.

The Alpha Label software package, available for download at www.htdata.co.uk enables straightforward port labelling.

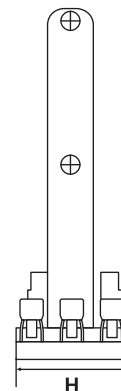
Technical Drawings



Front view of Alpha Snap Category 5e Panel



Top view of Alpha Snap Category 5e Panel



Side view of Alpha Snap Category 5e Panel



Alpha Snap Category 5e 1U 24 Port Jack to Jack Panel

Features and Benefits

- Exceeds Category 5e performance standards
- All modules are individually removable and replaceable
- Supplied with Rack Snap mounting fixings
- Provides front to rear patching
- Patented slide label system and software available
- Backward compatible to Category 5 and voice



Alpha Snap Jack to Jack Category 5e Panel

Product Description

Alpha Snap is the premium Category 5e product range from HellermannTyton. Designed to offer exceptional Category 5e performance and to meet the exacting standards of mission critical installations. The patch panel comprises individual modular PCB's giving ultimate flexibility in the case of port damage or failure.

The Alpha Snap Panel incorporates HellermannTyton's patented sliding label system, enabling clear and effective port identification.

The Alpha Snap Jack to Jack Panel allows front to rear patching using an RJ45 coupler and is supplied with Rack Snap mounting fixings as standard.

Technical Data Table

Article-No.	Type	Performance Category	Height (H)	Width (W)	Depth (D)	Port count
853-30034	1U 24P J/J A/S HD C5E PANEL BK	Category 5E (Class D)	44.0	483.0	35.0	24

All dimensions in mm. Subject to technical changes

Technical Description

Alpha Snap Jack to Jack Category 5e Patch Panels are available in 1U 24 port configurations.

Each of the individual PCB modules are mounted in the unique Alpha Snap plastic moulding which is attached to the front panel.

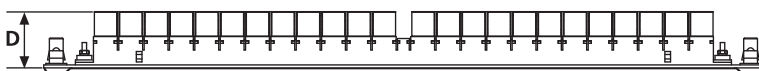
Each rear RJ45 port is numbered in accordance with the front presentation numbering for easier port identification.

The Alpha Label software package, available for download at www.htdata.co.uk enables straightforward port labelling.

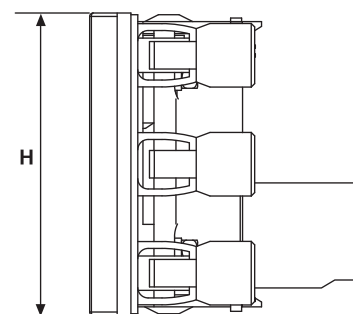
Technical Drawings



Front view of Alpha Snap Category 5e Jack to Jack Panel



Top view of Alpha Snap Category 5e Jack to Jack Panel



Side view of Alpha Snap Category 5e Jack to Jack Panel



Global Category 5e 2U 48 Port Panel

Features and Benefits

- Exceeds Category 5e performance standards
- Optional rear cable management
- 568A or 568B wiring options
- Double labelling fields and software available
- Magnifying covers over labelling fields
- 4 port RJ45 modules
- Supplied with Rack Snap mounting fixings
- Backward compatible to Category 5 and voice



2U 48 port Category 5e Global Panel is supplied with Rack Snaps as standard

Product Description

The Global Category 5e range of patch panels offer exceptional performance and is available in 1U 24 port and 2U 48 port versions.

Each panel is constructed of 12 modular units, each offering 4 RJ45 ports. The panel can be supplied partially loaded to meet the exact requirements of the application, giving a cost effective solution.

The Global Panel is supplied with Rack Snaps mounting fixings and a rear cable manager is also available. The Global Panel offers 2 labelling fields as standard with a magnifying lens for clear identification.

Technical Data Table

Article-No.	Type	Performance Category	Height (H)	Width (W)	Depth (D)	Port count
853-25031	2/4808IDCG5E/BK	Category 5E (Class D)	88.0	483.0	31.0	48

All dimensions in mm. Subject to technical changes.

Technical Description

Available in standard 1U 24 ports or 2U 48 ports, the Global Panel range offers quality, performance and value.

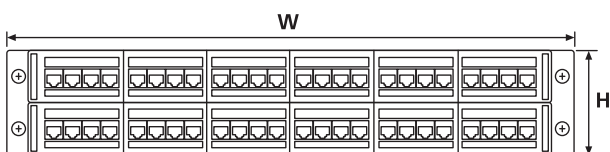
Tested to exceed all ISO/IEC 11801 and ANSI/TIA/EIA 568-C.2 Category 5e performance standards, the Global Patch Panel offers backward compatibility with Category 5 and voice products.

The jack presentation is a 4 port modular PCB assembly which can be removed and replaced if required.

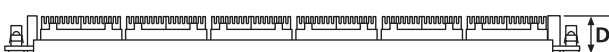
The Global Panel is supplied with a comprehensive colour and numbering label on the rear modules to ensure error free terminations.

The Alpha Label software package, available for download at www.htdata.co.uk enables straightforward port labelling.

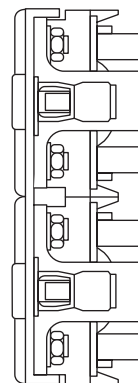
Technical Drawings



Front view of Category 5e 2U 48 port Global Panel



Top view of Category 5e 2U 48 port Global Panel



Side view of Category 5e 2U 48 port Global Panel



Global Category 5e 1U 24 Port Panel

Features and Benefits

- Exceeds Category 5e performance standards
- Optional rear cable management
- 568A or 568B wiring options
- Double labelling fields and software available
- Magnifying covers over labelling fields
- 4 port RJ45 modules
- Supplied with Rack Snap mounting fixings
- Backward compatible to Category 5 and voice



1U 24 port Global Panel exceeds Category 5e performance standards

Product Description

The Global Category 5e range of patch panels offer exceptional performance and is available in 1U 24 port and 2U 48 port versions.

Each panel is constructed of 6 modular units, each offering 4 RJ45 ports. The panel can be supplied partially loaded to meet the exact requirements of the application, giving a cost effective solution.

The Global Panel is supplied with Rack Snaps mounting fixings and a rear cable manager is also available. The Global Panel offers 2 labelling fields as standard with a magnifying lens for clear identification.

Article-No.	Type	Performance Category	Height (H)	Width (W)	Depth (D)	Port count
853-25017	1/2408IDCG5E/BK	Category 5E (Class D)	44.0	483.0	31.0	24

All dimensions in mm. Subject to technical changes.

Technical Description

Available in standard 1U 24 ports or 2U 48 ports, the Global Panel range offers quality, performance and value.

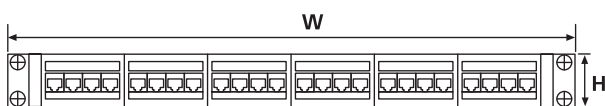
Tested to exceed all ISO/IEC 11801 and ANSI/TIA/EIA 568-C.2 Category 5e performance standards, the Global Patch Panel offers backward compatibility with Category 5 and voice products.

The jack presentation is a 4 port modular PCB assembly which can be removed and replaced if required.

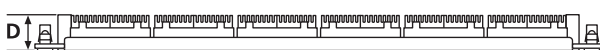
The Global Panel is supplied with a comprehensive colour and numbering label on the rear modules to ensure error free terminations.

The Alpha Label software package, available for download at www.htdata.co.uk enables straightforward port labelling.

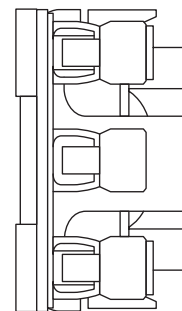
Technical Drawings



Front view of Category 5e Global Panel



Top view of Category 5e Global Panel



Side view of Category 5e Global Panel




MegaBand Category 5e

2U 48 Port Panel

Features and Benefits

- Exceeds Category 5e performance standards
- Port label numbers printed on panel fascia
- Rack Snap rack mounting fixings included
- Slide in labelling kit included
- Rear cable management available
- Backward compatible with Category 5 and voice applications



Category 5e MegaBand Panel presenting 48 ports in 2U

Product Description

The MegaBand Panel has been designed to offer exceptional Category 5e performance and value.

Available in 1U 24 port and 2U 48 port versions, the MegaBand Panel is supplied with a sliding label panel and optional rear cable management. The MegaBand Panel is also supplied with Rack Snap mounting fixings as standard.

Technical Data Table

Article-No.	Type	Performance Category	Height (H)	Width (W)	Depth (D)	Port count
853-20111	2/4808-NMB-HD/BK	Category 5E (Class D)	88.0	483.0	30.0	24

All dimensions in mm. Subject to technical changes.

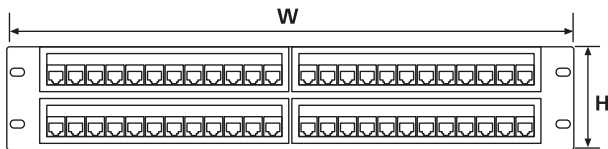
Technical Description

The MegaBand Category 5e Panel is available in 1U 24 port and 2U 48 port versions.

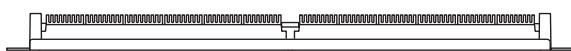
Tested to exceeds all ISO/IEC 11801 and ANSI/TIA/EIA 568-C.2 Category 5e performance standards.

The Alpha Label software package, available for download at www.htdata.co.uk enables straightforward port labelling.

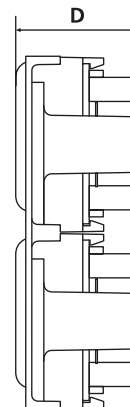
Technical Drawings



Front view of 2U 48 port MegaBand Panel



Top view of 2U 48 port MegaBand Panel



Side view of 2U 48 port MegaBand Panel



**MegaBand Category 5e
1U 24 Port Panel**



Features and Benefits

- Exceeds all Category 5e performance standards
- Port label numbers printed on panel fascia
- Rack Snap rack mounting fixings included
- Slide in labelling kit included
- Rear cable management available
- Backward compatible with Category 5 and voice applications



MegaBand 1U 24 port Category 5e Panel

Product Description

The MegaBand Panel has been designed to offer exceptional Category 5e performance and value.

Available in 1U 24 port and 2U 48 port versions, the MegaBand Panel is supplied with a sliding label panel and optional rear cable management. The MegaBand Panel is also supplied with Rack Snap mounting fixings as standard.

Technical Data Table

Article-No.	Type	Performance Category	Height (H)	Width (W)	Depth (D)	Port count
853-20110	1/2408-NMB-HD/BK	Category 5E (Class D)	44.0	483.0	28.0	24

All dimensions in mm. Subject to technical changes.

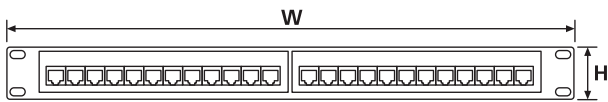
Technical Description

The MegaBand Category 5e Panel is available in 1U 24 port and 2U 48 port versions.

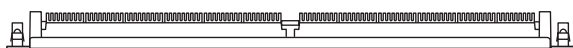
Tested to exceeds all ISO/IEC 11801 and ANSI/TIA/EIA 568-C.2 Category 5e performance standards.

The Alpha Label software package, available for download at www.htdata.co.uk enables straightforward port labelling.

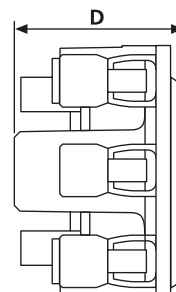
Technical Drawings



Front view of 1U 24 port Category 5e MegaBand Panel



Top view of 1U 24 port Category 5e MegaBand Panel



Side view of 1U 24 port Category 5e MegaBand Panel




EcoBand Category 5e

1U 48 Port Panel

Features and Benefits

- Exceeds Category 5e performance standards
- High density panel - 48 ports in 1U
- Vertical IDC punchdown for easy termination
- Supplied with Rack Snap mounting fixings
- Integral rear cable management
- Lower layer numbered 1-24, Top layer numbered 25-48



1U 48 port High Density Category 5e EcoBand Panel

Product Description

The Category 5e EcoBand HD Panel enables high density patching presenting 48 ports in 1U and therefore saving rack space. The panel offers exceptional Category 5e performance.

The panel's design allows the upper row of 24 ports to be easily removed allowing access to the lower row of ports. Each row offers rear cable management providing support and protection for the cables. The vertical IDC punchdown ensures ease of installation.

The panel had been designed to support high density installations, where space is limited or is valued at a premium such as data centres and server farms.

Technical Data Table

Article-No.	Type	Performance Category	Height (H)	Width (W)	Depth (D)	Port count
853-30339	1/4808IDC C5E/BK	Category 5E (Class D)	44.0	483.0	131.0	48

All dimensions in mm. Subject to technical changes.

Technical Description

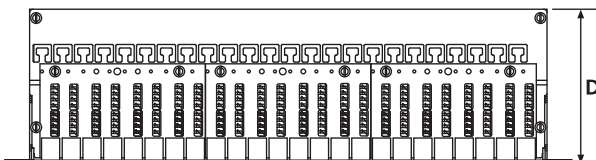
The Category 5e EcoBand HD Panel presents 48 RJ45 ports in 1U of space. The ports are configured on 2 separate trays, with 24 ports on each tray. Each tray provides real cable management using a standard cable tie. Individual ports are screen printed for easy identification.

Tested to exceed all ISO/IEC 11801 and ANSI/TIA/EIA 568-C.2 Category 5e performance standard.

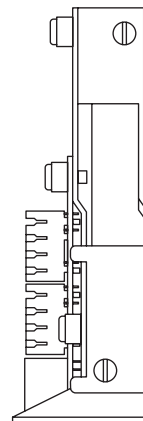
Technical Drawings



Front view of Category 5e 1U 48 port EcoBand Panel



Top view of Category 5e 1U 48 port EcoBand Panel




Side view of Category 5e 1U 48 port EcoBand Panel



**EcoBand Category 5e
1U 24 Port Panel**

Features and Benefits

- Exceeds Category 5e performance standards
- Vertical IDC punchdown for easy termination
- Write on label strips
- Screen printed numbering system
- Integral rear cable management
- Includes Rack-Snap mounting fixings



EcoBand Category 5e Right Angled 1U 24 port Panel

Product Description

The Category 5e EcoBand Panel presents 24 Category 5e RJ45 ports in 1U of space with vertical IDC punch down for ease of termination. The robust body of the panel provides integrated rear cable management with a range of cable fixing locations.

Each individual port is screen printed for easy identification with space for end user labelling with the option of a slide label mask.

Each panel comes supplied with Rack Snap mounting fixings as standard.

Technical Data Table

Article-No.	Type	Performance Category	Height (H)	Width (W)	Depth (D)	Port count
853-35056	HT2408PB-U5E-M/BK	Category 5E (Class D)	44.0	483.0	132.0	24

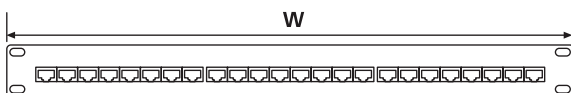
All dimensions in mm. Subject to technical changes.

Technical Description

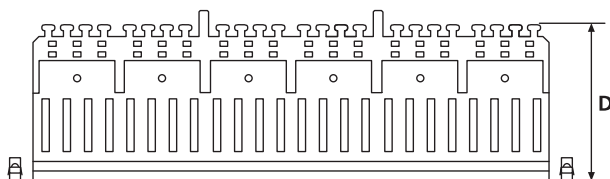
The Category 5e EcoBand Panel presents 24 Category 5e RJ45 ports in 1U of space with integral rear cable management. Each individual port is screen printed for easy identification.

Tested to exceed all ISO/IEC 11801 and ANSI/TIA/EIA 568-C.2 Category 5e performance standards.

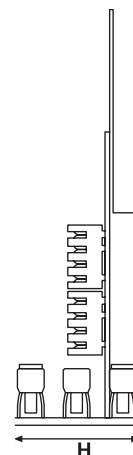
Technical Drawings



Front view of Category 5e EcoBand Panel



Top view of Category 5e EcoBand Panel




Side view of Category 5e EcoBand Panel



EcoBand Shielded Category 5e 1U 24 Port Panel

Features and Benefits

- Fully shielded for optimum Category 5e performance
- Write on labelling system
- Built in rear management
- Screen printed numbering system
- Pre-assembled with Rack Snaps for easy installation



Shielded Category 5e EcoBand Panel

Product Description

The Shielded Category 5e EcoBand Panel presents 24 Category 5e RJ45 ports in 1U of space with vertical IDC punch down for ease of termination. The robust body of the panel provides integrated rear cable management with a range of cable fixing locations.

Each individual port is screen printed for easy identification with space for end user labelling with the option of a slide label mask.

Each panel comes supplied with Rack Snap mounting fixings as standard.

Technical Data Table

Article-No.	Type	Performance Category	Height (H)	Width (W)	Depth (D)	Port count
853-35090	NGM2408IDC-S5E/BK	Category 5E (Class D)	44.0	483.0	148.0	24

All dimensions in mm. Subject to technical changes.

Technical Description

The Category 5e EcoBand Panel presents 24 Category 5e RJ45 ports in 1U of space with integral rear cable management. Each individual port is screen printed for easy identification.

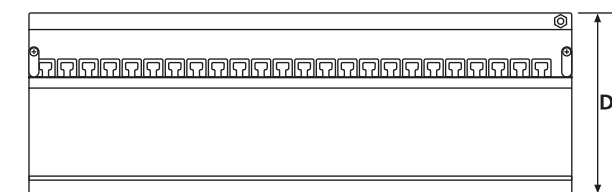
The Shielded EcoBand Panel is supplied with a metallic lid to maintain the shielding throughout the system.

Tested to exceed all ISO/IEC 11801 and ANSI/TIA/EIA 568-C.2 Category 5e performance standards.

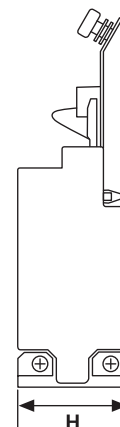
Technical Drawings



Front view of 24 port Shielded Category 5e EcoBand Panel



Top view of 24 port Shielded Category 5e EcoBand Panel




Side view of 24 port Shielded Category 5e EcoBand Panel



Universal 110 Category 5e 2U 48 Port Panel

Features and Benefits

- Exceeds Category 5e performance standards
- Configured for T568A and T568B wiring
- 110 punch-down IDC
- Write-on labels provided for easy identification
- Optional rear cable manager available
- Backward compatible with Category 5 and voice



Universal 110 2U 48 port Category 5e Panel

Product Description

The Universal 110 Category 5e range of patch panels offer exceptional performance and is available in 1U 24 port and 2U 48 port versions.

Each panel is constructed of 8 modular units, each offering 6 RJ45 ports allowing for any of the 6 port modules to be replaced if damaged at any stage during installation.

The Universal Panel is supplied with Rack Snaps mounting fixings and a rear cable manager is also available. The Universal Panel offers write-on labelling fields for easy port identification.

Technical Data Table

Article-No.	Type	Performance Category	Height (H)	Width (W)	Depth (D)	Port count
853-20078	PP11 0C5E48	Category 5E (Class D)	88.0	483.0	29.0	48

All dimensions in mm. Subject to technical changes.

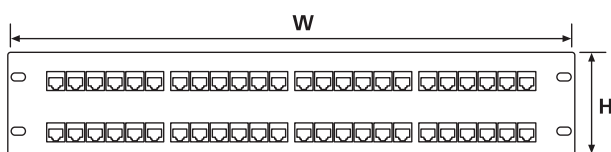
Technical Description

Available in standard 1U 24 ports or 2U 48 ports, the Universal Panel range offers quality, performance and value.

Tested to exceed all ISO/IEC 11801 and ANSI/TIA/EIA 568-C.2 Category 5e performance standards, the Universal Patch Panel offers backward compatibility with Category 5 and voice products.

The Universal Panel is supplied with a clear plastic channel which protects the PCB and allows easy viewing of wiring label. The Universal Panels are manufactured with 110 punch-down IDC blocks.

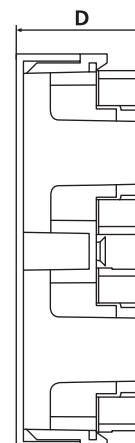
Technical Drawings



Front view of Universal 110 2U 48 port Category 5e Panel



Top view of Universal 110 2U 48 port Category 5e Panel



Side view of Universal 110 2U 48 port Category 5e Panel



Universal 110 Category 5e 1U 24 Port Panel

Features and Benefits

- Exceeds Category 5e performance standards
- Configured for T568A and T568B wiring
- 110 punch-down IDC
- Write-on labels provided for easy identification
- Optional rear cable manager available
- Backward compatible with Category 5 and voice



Universal 110 1U 24 port Category 5e Panel

Product Description

The Universal 110 Category 5e range of patch panels offer exceptional performance and is available in 1U 24 port and 2U 48 port versions.

Each panel is constructed of 4 modular units, each offering 6 RJ45 ports allowing for any of the 6 port modules to be replaced if damaged at any stage during installation.

The Universal Panel is supplied with Rack Snaps mounting fixings and a rear cable manager is also available. The Universal Panel offers write-on labelling fields for easy port identification.

Technical Data Table

Article-No.	Type	Performance Category	Height (H)	Width (W)	Depth (D)	Port count
853-20075	PP110C5E24	Category 5E (Class D)	44.0	483.0	34.0	24

All dimensions in mm. Subject to technical changes.

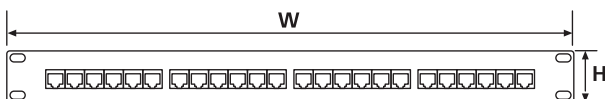
Technical Description

Available in standard 1U 24 ports or 2U 48 ports, the Universal Panel range offers quality, performance and value.

Tested to exceed all ISO/IEC 11801 and ANSI/TIA/EIA 568-C.2 Category 5e performance standards, the Universal Patch Panel offers backward compatibility with Category 5 and voice products.

The Universal Panel is supplied with a clear plastic channel which protects the PCB and allows easy viewing of wiring label. The Universal Panels are manufactured with 110 punch-down IDC blocks.

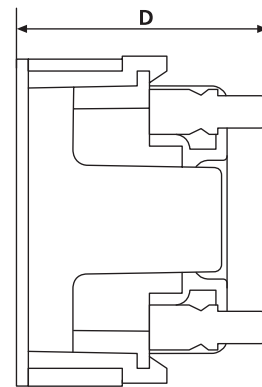
Technical Drawings



Front view of Universal 110 Category 5e Panel



Top view of Universal 110 Category 5e Panel




Side view of Universal 110 Category 5e Panel



Universal 110 Category 5e 1U 48 Port Panel

Features and Benefits

- Exceeds Category 5e performance standards
- High density panel - 48 ports in 1U
- Vertical 110 IDC punchdown for easy termination
- Supplied with Rack Snap mounting fixings
- Integral rear cable management
- Lower layer numbered 1-24, Top layer numbered 25-48



1U 48 port High Density Category 5e EcoBand Panel

Product Description

The Universal 110 Category 5e EcoBand HD Panel enables high density patching presenting 48 ports in 1U and therefore saving rack space. The panels offers exceptional Category 5e performance.

The panel's design allows the upper row of 24 ports to be easily removed allowing access to the lower row of ports. Each row offers rear cable management providing support and protection for the cables. The vertical IDC punchdown ensures ease of installation.

The panel had been designed to support high density installations, where space is limited or is valued at a premium such as data centres and server farms.

Technical Data Table

Article-No.	Type	Performance Category	Height (H)	Width (W)	Depth (D)	Port count
853-15047	PP110C5E481U	Category 5E (Class D)	44.0	483.0	131.0	48

All dimensions in mm. Subject to technical changes.

Technical Description

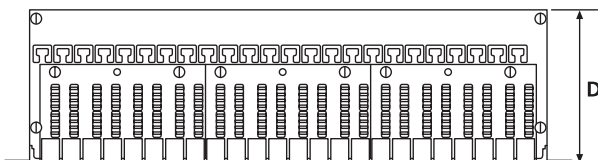
The Universal 110 EcoBand HD Panel presents 48 RJ45 ports in 1U of space. The ports are configured on 2 separate trays, with 24 ports on each tray. Each tray provides real cable management using a standard cable tie. Individual ports are screen printed for easy identification.

Tested to exceed all ISO/IEC 11801 and ANSI/TIA/EIA 568-C.2 Category 5e performance standard. The Universal Panels are manufactured with 110 punch-down IDC blocks.

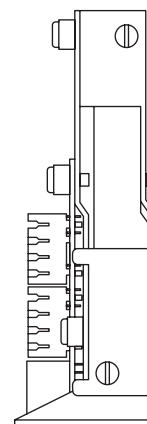
Technical Drawings



Front view of Category 5e 48 port EcoBand Panel



Top view of EcoBand 1U 48 port Category 5e Panel



Side view of Category 5e 48 port EcoBand Panel



Universal 110 Category 5e Vertical 12 Port Panel

Features and Benefits

- Exceeds Category 5e performance standards
- Stand alone wall mountable panel for quick installation
- 110 IDC punchdown for easy termination
- Configured for T568A and T568B wiring
- Fits into most EIA-310-D standard racks or cabinets with square holes
- Write-on labels provided for easy identification



Universal 110 12 port Vertical Category 5e Panel

Product Description

The Vertical Universal 110 Category 5e Patch Panel offers exceptional performance in a 12 port vertical presentation.

Each panel is constructed of 2 modular units, each offering 6 RJ45 ports allowing for any of the 6 port modules to be replaced if damaged at any stage during installation.

The Universal Vertical Panel is wall mountable for quick and easy installation. The Universal Panel offers write-on labelling fields for easy port identification.

Technical Data Table

Article-No.	Type	Performance Category	Height (H)	Width (W)	Depth (D)	Port count
853-20074	PP110C5E12V	Category 5E (Class D)	85.0	255.0	47.0	12

All dimensions in mm. Subject to technical changes.

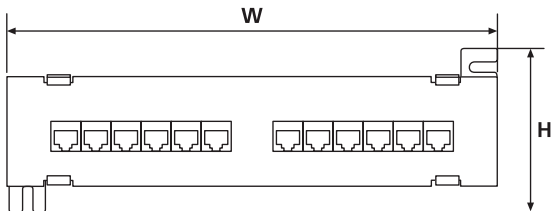
Technical Description

With panels also available in standard 1U 24 ports or 2U 48 ports, the Universal Panel range offers quality, performance and value.

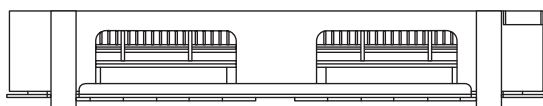
Tested to exceed all ISO/IEC 11801 and ANSI/TIA/EIA 568-C.2 Category 5e performance standards, the Universal patch Panel offers backward compatibility with Category 5 and voice products.

The Universal Panel is supplied with a clear plastic channel which protects the PCB and allows easy viewing of wiring label. The Universal Panels are manufactured with 110 punch-down IDC blocks.

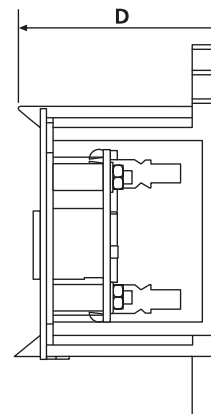
Technical Drawings



Front view of Universal 110 Vertical Category 5e Panel



Side view of Universal 110 Vertical Category 5e Panel



Top view of Universal 110 Vertical Category 5e Panel



Category 3 Voice 50 Port Panel

Features and Benefits

- High Density Voice Panel 50 ports per 1U
- Integral rear cable management
- Screen printed numbered ports
- All 4 pairs presented
- Exceeds all ISO/IEC 11801 and ANSI/TIA/EIA 568-C.2 performance standards
- Rack Snap mounting kit supplied as standard

3



50 port high density Category 3 Voice Panel

Product Description

The High Density Voice Panel offers exceptional Category 3 performance whilst presenting 50 RJ45 voice ports in 1U of space.

The panel enables vertical IDC punch down and has integral rear cable management to provide support and protection for the cables.

Technical Data Table

Article-No.	Type	Performance Category	Height (H)	Width (W)	Depth (D)	Port count
853-00008	1/5008VIDC/BK	Category 3 (Class C)	44.0	483.0	134.0	50

All dimensions in mm. Subject to technical changes.

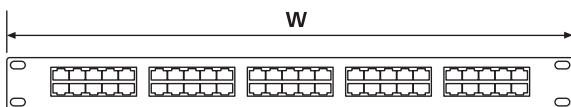
Technical Description

The High Density Voice Panel presents 50 RJ45 voice ports in 1U of space.

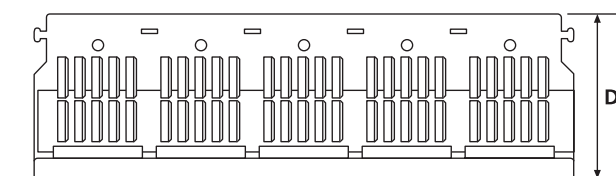
The Voice Panel has been tested to exceed all ISO/IEC 11801 and ANSI/TIA/EIA 568-C.2 Category 3 performance standards.

The High Density Voice Panel is designed to support any existing voice infrastructure running over a Category 3 system.

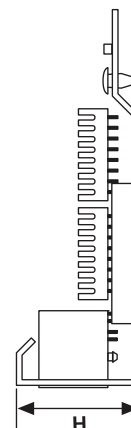
Technical Drawings



Front View of 50 port Category 3 Voice Panel



Top View of 50 port Category 3 Voice Panel



Side View of 50 port Category 3 Voice Panel




Category 3 Voice 25 Port Panel

Features and Benefits

- 1U 25 port Voice Panel
- Integral rear cable management
- Screen printed numbered ports
- All 4 pairs presented
- Exceeds all ISO/IEC 11801 and ANSI/TIA/EIA 568-C.2 performance standards
- Rack Snap mounting kit supplied as standard

3



25 port Category 3 Voice Panel

Product Description

The standard Voice Panel offers exceptional Category 3 performance whilst presenting 25 RJ45 voice ports in 1U of space.

The panel enables vertical IDC punch down and has integral rear cable management to provide support and protection for the cables.

Technical Data Table

Article-No.	Type	Performance Category	Height (H)	Width (W)	Depth (D)	Port count
853-00004	1/2508VIDC4PR/BK	Category 3 (Class C)	44.0	483.0	102.0	25

All dimensions in mm. Subject to technical changes.

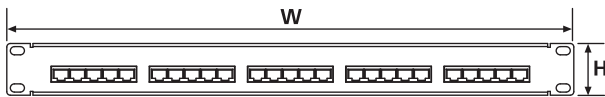
Technical Description

The standard panel presents 25 RJ45 voice ports in 1U of space.

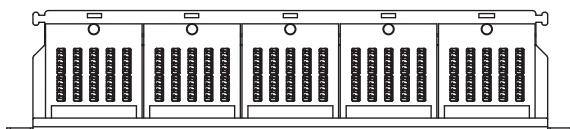
The Voice Panel has been tested to exceed all ISO/IEC 11801 and ANSI/TIA/EIA 568-C.2 Category 3 performance standards.

The panel is designed to support any existing voice infrastructure running over a Category 3 system.

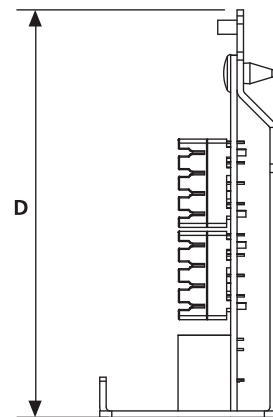
Technical Drawings



Front view of 25 port Category 3 Voice Panel



Top view of 25 port Category 3 Voice Panel



Side view of 25 port Category 3 Voice Panel